

# Valley<sup>®</sup> Corners



Available with GPS Guidance

RELIABLE

DURABLE

PRECISE

ADVANCED

RESPONSIVE





A Valley Corner helps you earn extra income from the land you already have. No matter what crops you raise, Valley Corners takes those acres that have previously been without water and puts them into production—for far less than the cost of acquiring more land.

For example, on a square quarter-section, a Valley Corner machine enables you to irrigate an extra 23 acres (9,3 hectares) that a center pivot alone can't reach. On odd-shaped and irregular-shaped fields, you can add as many as 49 extra acres (19,8 hectares). On rectangular fields, the machine can swing out to pick up both ends, adding an extra 37 acres (15,0 hectares).



*Valley Corner with GPS Guidance*

## Valley Corner

- Rugged, low profile joint connects corner arm to last regular drive unit
- Extended cradle to handle deep ridges with a long travel interval for smooth movement
- Each sprinkler is controlled hydraulically for long life and accurate water application
- Self-flushing filter ensures clean water for reliable sprinkler control
- Buried wire or GPS Guidance available for precise track-on-track path control
- Operates in a “trailing” mode
- Available on both 7000\* series and 8000 series

\*7000 series only available in U.S. and Canada

Stay on track with GPS Guidance.




GPS Guidance eliminates the need for below-ground guidance options. With the custom Valley mapping tool you can easily program the field map to best match changes in farm practices or field boundaries. The diverse platform supports multiple brands of RTK receivers, such as John Deere® and Trimble®.




*GPS Guidance panel*

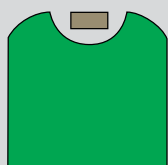
**Contact your Valley Dealer about GPS Guidance for your Valley Corners!**




Squares



Buildings in  
Corner



Buildings in  
Center



Both Ends

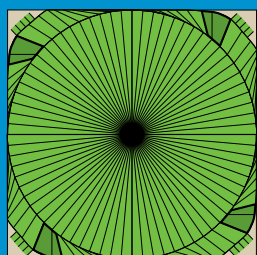
Bringing this extra land under irrigation enables you to increase your gross income. “Do the numbers” for your own operation, and you’ll discover the Valley Precision Corner or Valley Corner are investments that pay for themselves in just a few growing seasons. This means added profit for you!

## Valley Precision Corner®

- Comes standard with more sprinkler sequencing options than any other corner arm to provide uniform water application
- Offers the ability to accurately apply crop protection chemicals and fertilizers
- Operates with the patented Valley Corner control panel which allows you to monitor speed and pressure for efficient use of pump capacity
- Has the ability to operate in a “leading” or “trailing” mode to best fit the field
- Longer span lengths available to provide greater coverage
- Available on 8000 series



Valley Precision Corner



Water Utilization Package

## Water Utilization Package (available on Valley Precision Corner only)

When you have a water utilization package additional solenoids control 22 more sprinklers for maximum water application uniformity in select corner areas as shown by the darkened areas in the photo to the left. This product delivers the required water to maximize crop yields for the entire field.

**Contact your Valley Dealer about water application solutions for your field!**

# Which Valley Corner is right for you?

## Product Specifications

### Precision Corner

Pipe Diameter		Span Length		Trusses No. of	Approximate Weight (Wet)		Allowable Slope 0-6" Ridges					Crop Clearance	
in.	(mm)	ft.	(meters)		lbs.	(kg)	11 x 24.5	11.2 x 24	14.9 x 24	16.9 x 24	11.2 x 38	ft.	(meters)
6.625	168	205	62.5	8	8024	3639	8%	NA	8%	7%	6%	9	2.74
6.625	168	185	56.3	7	7433	3371	9%	NA	9%	8%	7%	9	2.74

### Valley Corner

Pipe Diameter		Span Length		Trusses No. of	Approximate Weight (Wet)		Allowable Slope 0-6" Ridges					Crop Clearance	
in.	(mm)	ft.	(meters)		lbs.	(kg)	11 x 24.5	11.2 x 24	14.9 x 24	16.9 x 24	11.2 x 38	ft.	(meters)
6.00	152	185	56.32	7	7200	3265	10%	10%	10%	9%	7%	8.6	2.62

	Precision Corner				Valley Corner		Precision Corner available with 8000 series only. Valley Corner available with both 7000* and 8000 series pivots.
	205' Span (62.5 m)		185' Span (56.4 m)		185' Span (56.4 m)		
Overhang Length	82 ft.	25 m	82 ft.	25 m	86 ft.	26.2 m	
Maximum Extended Reach	273 ft.	83.2 m	254 ft.	77.4 m	258 ft.	78.6 m	
Qty. Sprinkler Sequences	11 or 13		11 or 13		9		

\*7000 series only available in US and Canada

Your local Valley dealer can help you find the right fit for your field!



Precision Corner Dual Drive Option

## Corner Floatation

Valley Irrigation offers many possibilities when it comes to floatation. Floatation options can reduce downtime and increase productivity by keeping your machines moving through various conditions. With the Corner Dual Drive option you can rest assured that your Valley Precision Corner, or Valley Corner will run smoothly through your field.



Conserving Resources. Improving Life.  
 28800 Ida St  
 Valley, Nebraska 68064  
 Phone: 402-359-2201 (Ext. 3415)  
 Fax: 402-359-4429  
 E-mail: irrigation@valmont.com

International Fax: 402-359-4948  
 E-mail: vintl@valmont.com

www.valleyirrigation.com

See your local authorized Valley Dealer for complete details.



Valmont<sup>®</sup> Irrigation has a policy of continuous product improvement and development. As a result, certain changes in standard equipment, options, price, etc. may have occurred after the publication of this brochure. Some photographs and specifications may not be identical to current production. Your local Valley<sup>®</sup> dealer is your best source for up-to-date information. Valmont Irrigation reserves the right to change product design and specifications at any time without incurring obligations.

©2012 Valmont Industries, Inc., Valley, NE 68064 USA. All rights reserved.

AD10038 C 03/12